

February 2023

DATA QUADRANT REPORT

Strategic Sourcing

280

Reviews

12

Products Included

Table of Contents

Data Quadrant	4
Category Overview	5
Vendor Capability Summary	6
Vendor Capabilities	9
Product Feature Summary	21
Product Features	25

How to Use the Report


Info-Tech’s Data Quadrant Reports provide a comprehensive evaluation of popular products in the Strategic Sourcing market. This buyer’s guide is designed to help prospective purchasers make better decisions by leveraging the experiences of real users.

The data in this report is collected from real end users, meticulously verified for veracity, exhaustively analyzed, and visualized in easy to understand charts and graphs. Each product is compared and contrasted with all other products in the category to create a holistic, unbiased view of the product landscape.

Use this report to determine which product is right for your organization. For highly detailed reports on individual products, see Info-Tech’s Product Scorecard.

This report is available free of charge for internal use only to assist with software evaluation and selection. Sharing, republishing, distributing, or otherwise copying any portion of this report without the express written consent of SoftwareReviews.com is strictly prohibited.

© 2023 SoftwareReviews.com. All rights reserved.



Software Directory

STRATEGIC SOURCING SOFTWARE

Selecting software can be overwhelming and one of the biggest challenges facing organizations is understanding the marketplace and identifying all of the available vendors and products. The Software Directory is a comprehensive list of all relevant software products in a particular category. Use this page to create the right product shortlist by exploring all of the options available to your organization.

Strategic Sourcing Software

Bid Ops

Blue Yonder Supply Chain Planning

Corcentric Strategic Sourcing Platform

Coupa Strategic Sourcing

Determine Strategic Sourcing

GEP SMART

Ivalua

Jaggaer

Merzell

Oracle Sourcing

Proactis Source-to-Contract

Promena

QSTRAT

SAP Ariba

Scanmarket

Synertrade Source to Contract

Vendorful

Vortal

Wax Digital Web3 Software

Workday Strategic Sourcing

Xeeva Sourcing

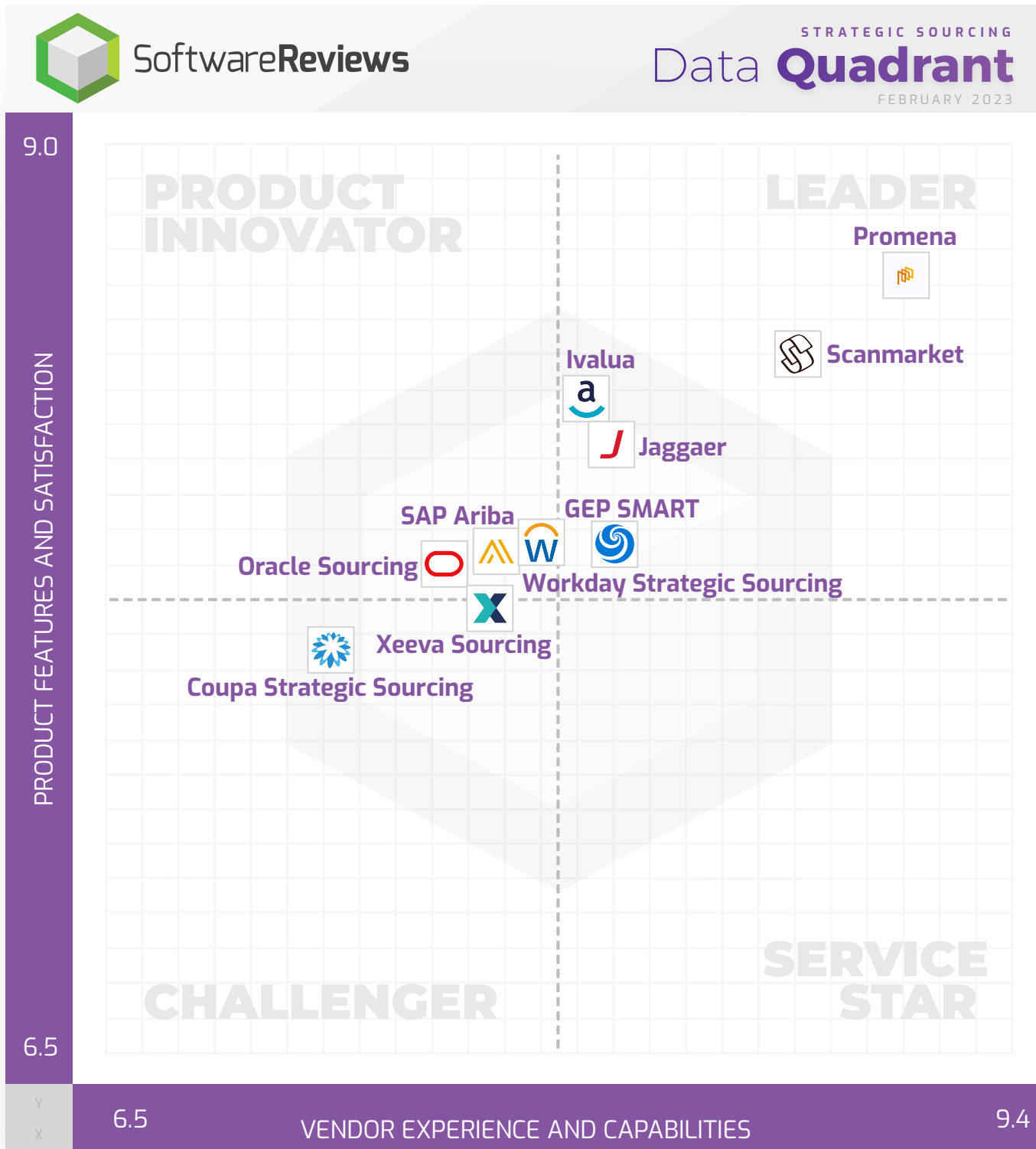
Zycus Strategic Sourcing Suite



SOFTWARE REVIEWS Data Quadrant



Assess vendor and product performance at a glance and use the SoftwareReviews Data Quadrant to identify which products and vendors are leading the pack and which are trailing.



STRATEGIC SOURCING

The Software Reviews Data Quadrant evaluates and ranks products based on feedback from IT and business professionals. The placement of a software in the Data Quadrant indicates its relative ranking as well as its categorization.

The Complete Software Experience

When distilled down, the software experience is shaped by both the experience with the software and the relationship with the vendor. Evaluating enterprise software along these two dimensions provides a comprehensive understanding of the product and helps identify vendors that can deliver on both.

Product Features and Satisfaction

The satisfaction is captured in the overall satisfaction score, which is driven by the likelihood of users to recommend the software, combined with user satisfaction across top product features.

Vendor Experience and Capabilities

The vendor relationship is calculated in a weighted average of the satisfaction scores tied to vendor capabilities (e.g. software implementation, training, customer support, product roadmap) as well as emotional response ratings toward the vendor (e.g. trustworthy, respectful, fair).

Note: The axes ranges are dynamically adjusted based on minimum and maximum values in the dataset.

Category Overview

This page provides a high level summary of product performance within the Strategic Sourcing category. Products are ranked by a composite satisfaction score (Composite Score) that averages four different areas of evaluation: Net Emotional Footprint, Vendor Capabilities, Product Features, and Likeliness to Recommend. The Net Emotional Footprint Score measures user emotional response ratings of the vendor (e.g. trustworthy, respectful, fair).

Use this data to get a sense of the field, and to see how the products you're considering stack up.

RANK	PRODUCT	COMPOSITE SCORE	NET EMOTIONAL FOOTPRINT	NET EMOTIONAL FOOTPRINT DISTRIBUTION	VENDOR CAPABILITIES	PRODUCT FEATURES	LIKELINESS TO RECOMMEND	NUMBER OF REVIEWS
	Promena	8.9/10	+98	-- NEGATIVE 98% POSITIVE	84%	83%	92%	21
	Scanmarket	8.6/10	+94	-- NEGATIVE 95% POSITIVE	80%	82%	88%	36
	Ivalua	8.1/10	+83	3% NEGATIVE 86% POSITIVE	76%	78%	88%	28
	Jaggaer	8.1/10	+83	5% NEGATIVE 88% POSITIVE	77%	80%	84%	19
	GEP SMART	8.0/10	+86	-- NEGATIVE 87% POSITIVE	75%	76%	82%	27
6	Workday Strategic Sourcing	7.8/10	+77	7% NEGATIVE 84% POSITIVE	78%	77%	80%	17
7	SAP Ariba	7.7/10	+78	6% NEGATIVE 84% POSITIVE	74%	71%	85%	30
8	Xeeva Sourcing	7.7/10	+77	7% NEGATIVE 84% POSITIVE	75%	74%	80%	18
9	Oracle Sourcing	7.6/10	+72	10% NEGATIVE 82% POSITIVE	77%	75%	81%	25
10	Coupa Strategic Sourcing	7.3/10	+67	9% NEGATIVE 76% POSITIVE	73%	72%	79%	34
AVERAGE SCORES		8.0/10	+82	5% NEGATIVE 86% POSITIVE	77%	76%	84%	26

Category Overview

This page provides a high level summary of product performance within the Strategic Sourcing category. Products are ranked by a composite satisfaction score (Composite Score) that averages four different areas of evaluation: Net Emotional Footprint, Vendor Capabilities, Product Features, and Likeliness to Recommend. The Net Emotional Footprint Score measures user emotional response ratings of the vendor (e.g. trustworthy, respectful, fair).

Use this data to get a sense of the field, and to see how the products you're considering stack up.

RANK	PRODUCT	COMPOSITE SCORE	NET EMOTIONAL FOOTPRINT	NET EMOTIONAL FOOTPRINT DISTRIBUTION	VENDOR CAPABILITIES	PRODUCT FEATURES	LIKELINESS TO RECOMMEND	NUMBER OF REVIEWS
PRODUCTS WITH INSUFFICIENT DATA								
--	Vortal	8.4/10	+94	-- NEGATIVE 94% POSITIVE	79%	79%	85%	13
--	Vendorful	8.5/10	+91	-- NEGATIVE 91% POSITIVE	81%	78%	89%	11

Vendor Capability Summary

This page summarizes user satisfaction with a variety of vendor capabilities regarding their product offering(s). Look for strong and consistent performance across the board when assembling your shortlist, and follow-up on areas of concern during the evaluation and negotiation processes.

PRODUCT	OVERALL CAPABILITY SATISFACTION	BUSINESS VALUE CREATED	BREADTH OF FEATURES	QUALITY OF FEATURES	PRODUCT STRATEGY AND RATE OF IMPROVEMENT	USABILITY AND INTUITIVENESS	VENDOR SUPPORT	EASE OF DATA INTEGRATION	EASE OF ADMINISTRATION	EASE OF CUSTOMIZATION	AVAILABILITY AND QUALITY OF TRAINING	EASE OF IMPLEMENTATION
Promena	84%	89%	80%	85%	82%	85%	85%	83%	87%	83%	84%	84%
Scanmarket	81%	82%	75%	77%	77%	79%	87%	79%	85%	76%	88%	85%
Workday Strategic Sourcing	78%	78%	82%	81%	75%	82%	82%	74%	75%	73%	75%	85%
Oracle Sourcing	78%	84%	85%	74%	77%	74%	77%	78%	76%	80%	78%	71%
Jaggaer	78%	81%	81%	78%	77%	79%	82%	74%	73%	75%	80%	77%
Ivalua	77%	77%	76%	73%	75%	78%	73%	79%	80%	80%	76%	74%
GEP SMART	75%	76%	75%	75%	74%	73%	73%	77%	73%	69%	79%	80%
Xeeva Sourcing	75%	69%	83%	78%	74%	75%	73%	75%	72%	78%	72%	72%
SAP Ariba	74%	76%	74%	75%	67%	76%	64%	77%	72%	78%	77%	78%
Coupa Strategic Sourcing	73%	77%	74%	72%	74%	74%	73%	75%	70%	70%	75%	72%
CATEGORY AVERAGE	77%	79%	79%	77%	75%	77%	77%	77%	76%	76%	79%	78%

Vendor Capability Summary

This page summarizes user satisfaction with a variety of vendor capabilities regarding their product offering(s). Look for strong and consistent performance across the board when assembling your shortlist, and follow-up on areas of concern during the evaluation and negotiation processes.

PRODUCT	OVERALL CAPABILITY SATISFACTION	BUSINESS VALUE CREATED	BREADTH OF FEATURES	QUALITY OF FEATURES	PRODUCT STRATEGY AND RATE OF IMPROVEMENT	USABILITY AND INTUITIVENESS	VENDOR SUPPORT	EASE OF DATA INTEGRATION	EASE OF ADMINISTRATION	EASE OF CUSTOMIZATION	AVAILABILITY AND QUALITY OF TRAINING	EASE OF IMPLEMENTATION
CATEGORY AVERAGE	77%	79%	79%	77%	75%	77%	77%	77%	76%	76%	79%	78%

PRODUCTS WITH INSUFFICIENT DATA												
Vortal	78%	78%	77%	73%	75%	77%	84%	75%	77%	81%	83%	82%
Vendorful	81%	83%	76%	77%	81%	72%	93%	81%	85%	79%	81%	86%

Vendor Capability Satisfaction

This section provides detailed information on user satisfaction for each vendor capability regarding their product offering(s). Use these pages to dig deeper into areas of particular interest or concern.

Vendor Capabilities

This table lists and briefly describes all vendor capabilities that are evaluated in the Strategic Sourcing software category. For your convenience, you will also find longer descriptions of the capabilities under the capability subheadings in the subsequent pages.

Business Value Created	The underlying purpose of software is to create value for employees, customers, partners and ultimately shareholders. As a result, it is imperative that any software selection be aligned with the organization's needs and deliver enough business value to justify the cost. The data below highlights the satisfaction level associated with the business value derived from various product offerings. Use this information to identify the software that consistently creates business value for its customers.
Breadth of Features	Users prefer to work with feature rich software that enables them to perform diverse series of tasks as opposed to one they find restrictive. The data below highlights the satisfaction level associated with the breadth of features from various product offerings. Use this information to identify which software offers valuable comprehensive functionality that extends beyond the basic level.
Quality of Features	Feature quality is just as important as quantity. Software needs to do what you're purchasing it to do, easily, intuitively, reliably, and effectively. Use the data in this section to gauge whether or not a product follows through on the marketing hype by delivering high quality features.
Product Strategy and Rate of Improvement	Purchasing software can be a significant commitment, so it's important to know if your vendor is serious about the need for constant improvement and deliberate strategic direction. Vendors who don't stay on top of emerging needs and trends won't enable you to meet your business goals. Use the data in this section to separate innovators from imposters.
Usability And Intuitiveness	End user learning curves cost the organization money. Pay attention to your end users' technical ability to determine how important UX is in your purchase.

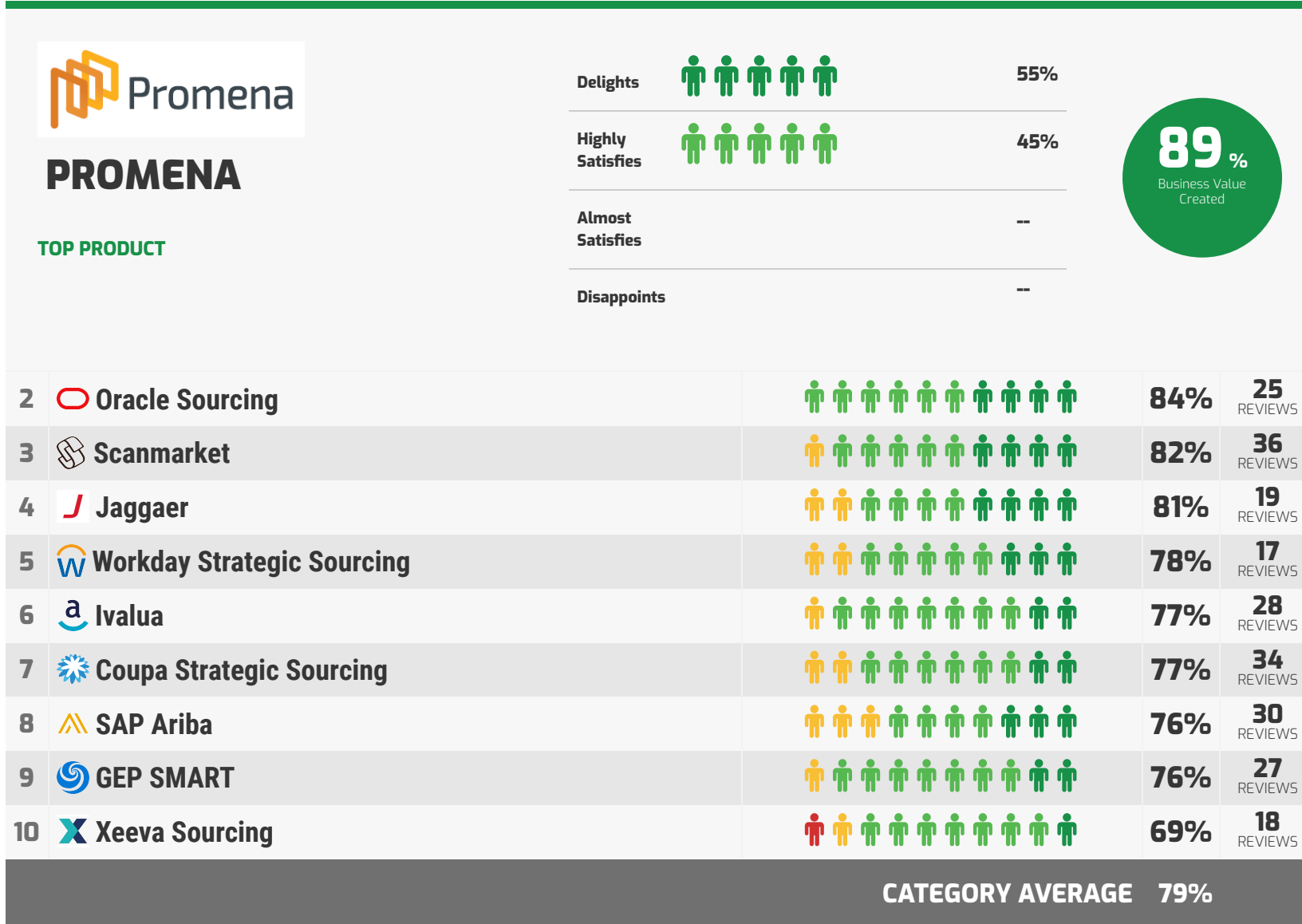
Vendor Support	The importance of vendor support will vary for each organization depending on internal capabilities, but there will always be issues that only the vendor can resolve. Use the data in this section to see which vendors tend to under-serve their product and which will offer quality support.
Ease of Data Integration	The ability to integrate with other systems is increasingly important; without this, manual data loading and extraction can be time-consuming and prone to error. Use this section to see which vendors will cause headaches and which will make data integration easy.
Ease of Administration	Administrative interfaces don't get the same attention as those built for end users, but they shouldn't be clunky or unintuitive. Use the data in this section to determine which vendors make administration easy, so that your IT personnel can resolve issues and perform configurations efficiently and effectively.
Ease of Customization	Out-of-the-box functionality often isn't enough, especially for niche or industry-specific software, and the reason you're buying rather than building is to save time and money in the first place. Don't get bogged down in a difficult customization; use the data in this section to make sure you can easily achieve the functionality you need for your particular situation.
Availability and Quality of Training	Effective and readily available training enables users to get the most out of the software you've chosen. Use this section to make sure your vendor's training programs and materials measure up.
Ease of Implementation	Choosing the right software is only the first step. Successfully implementing the new solution is necessary in order to realize its full value and promote end user adoption. Use the data in this section to determine which software is easy to implement, and which may jeopardize your goals by causing trouble in this stage.

Vendor Capability Satisfaction

This section provides detailed information on user satisfaction for each vendor capability regarding their product offering(s). Use these pages to dig deeper into areas of particular interest or concern.

Business Value Created

The underlying purpose of software is to create value for employees, customers, partners and ultimately shareholders. As a result, it is imperative that any software selection be aligned with the organization's needs and deliver enough business value to justify the cost. The data below highlights the satisfaction level associated with the business value derived from various product offerings. Use this information to identify the software that consistently creates business value for its customers.



PRODUCTS WITH INSUFFICIENT DATA

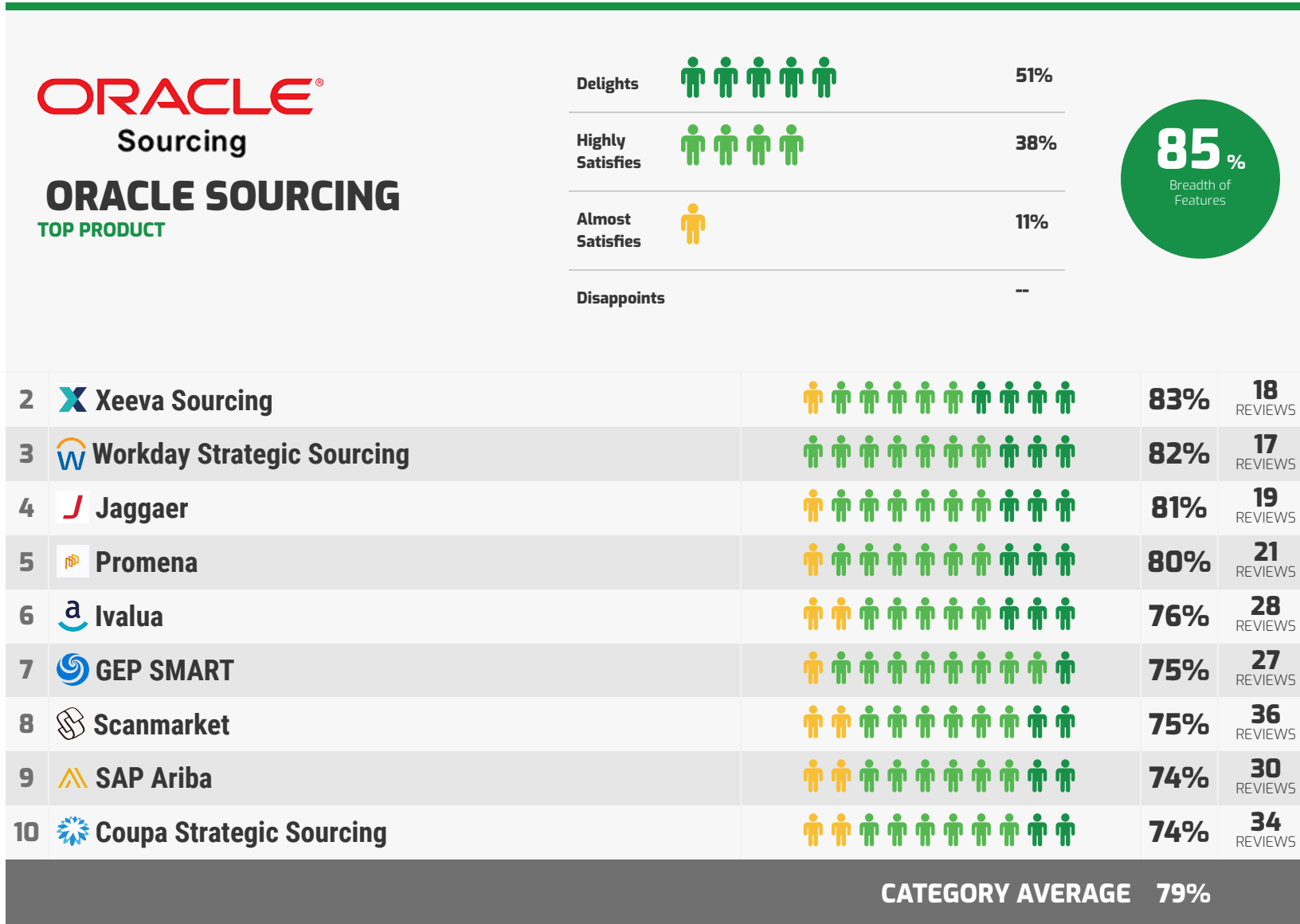
--	Vortal		78% 13 REVIEWS
--	Vendorful		83% 11 REVIEWS

Vendor Capability Satisfaction

This section provides detailed information on user satisfaction for each vendor capability regarding their product offering(s). Use these pages to dig deeper into areas of particular interest or concern.

Breadth of Features

Users prefer to work with feature rich software that enables them to perform diverse series of tasks as opposed to one they find restrictive. The data below highlights the satisfaction level associated with the breadth of features from various product offerings. Use this information to identify which software offers valuable comprehensive functionality that extends beyond the basic level.



PRODUCTS WITH INSUFFICIENT DATA

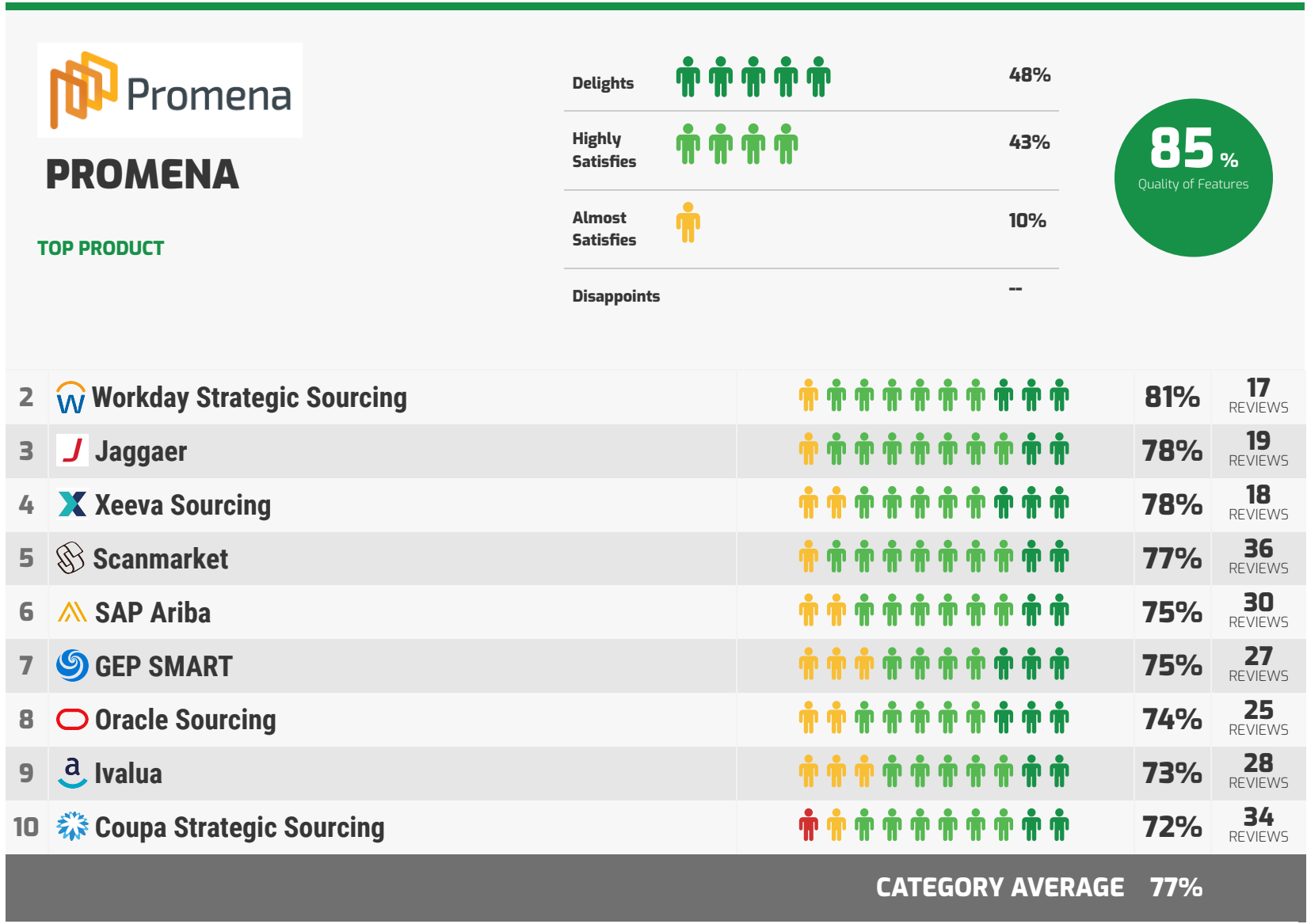
--	Vortal		77% 13 REVIEWS
--	Vendorful		76% 11 REVIEWS

Vendor Capability Satisfaction

This section provides detailed information on user satisfaction for each vendor capability regarding their product offering(s). Use these pages to dig deeper into areas of particular interest or concern.

Quality of Features

Feature quality is just as important as quantity. Software needs to do what you're purchasing it to do, easily, intuitively, reliably, and effectively. Use the data in this section to gauge whether or not a product follows through on the marketing hype by delivering high quality features.



PRODUCTS WITH INSUFFICIENT DATA

--	Vortal	1 icon	10 icons	0 icons	0 icons	73%	13 REVIEWS
--	Vendorful	2 icons	8 icons	0 icons	0 icons	77%	11 REVIEWS

Vendor Capability Satisfaction

This section provides detailed information on user satisfaction for each vendor capability regarding their product offering(s). Use these pages to dig deeper into areas of particular interest or concern.

Product Strategy and Rate of Improvement

Purchasing software can be a significant commitment, so it's important to know if your vendor is serious about the need for constant improvement and deliberate strategic direction. Vendors who don't stay on top of emerging needs and trends won't enable you to meet your business goals. Use the data in this section to separate innovators from imposters.

<p>PROMENA</p> <p>TOP PRODUCT</p>		<p>Delights 40%</p> <p>Highly Satisfies 50%</p> <p>Almost Satisfies 10%</p> <p>Disappoints --</p>	<div style="border: 2px solid green; border-radius: 50%; width: 60px; height: 60px; display: flex; align-items: center; justify-content: center; margin: 0 auto;"> <div style="text-align: center;"> <p>82%</p> <p>Product Strategy and Rate of Improvement</p> </div> </div>	
2	Scanmarket		77%	36 REVIEWS
3	Oracle Sourcing		77%	25 REVIEWS
4	Jaggaer		77%	19 REVIEWS
5	Ivalua		75%	28 REVIEWS
6	Workday Strategic Sourcing		75%	17 REVIEWS
7	Coupa Strategic Sourcing		74%	34 REVIEWS
8	Xeva Sourcing		74%	18 REVIEWS
9	GEP SMART		74%	27 REVIEWS
10	SAP Ariba		67%	30 REVIEWS
CATEGORY AVERAGE			75%	

PRODUCTS WITH INSUFFICIENT DATA

--	Vortal		75%	13 REVIEWS
--	Vendorful		81%	11 REVIEWS

Vendor Capability Satisfaction

This section provides detailed information on user satisfaction for each vendor capability regarding their product offering(s). Use these pages to dig deeper into areas of particular interest or concern.

Usability And Intuitiveness

End user learning curves cost the organization money. Pay attention to your end users' technical ability to determine how important UX is in your purchase.

<p>PROMENA</p> <p>TOP PRODUCT</p>		<p>Delights 40%</p> <p>Highly Satisfies 60%</p> <p>Almost Satisfies --</p> <p>Disappoints --</p>	<div style="background-color: #27ae60; color: white; border-radius: 50%; width: 60px; height: 60px; display: flex; align-items: center; justify-content: center; margin: 0 auto;"> 85% <small>Usability And Intuitiveness</small> </div>
2	Workday Strategic Sourcing		82% 17 REVIEWS
3	Scanmarket		79% 36 REVIEWS
4	Jaggaer		79% 19 REVIEWS
5	Ivalua		78% 28 REVIEWS
6	SAP Ariba		76% 30 REVIEWS
7	Xeeva Sourcing		75% 18 REVIEWS
8	Coupa Strategic Sourcing		74% 34 REVIEWS
9	Oracle Sourcing		74% 25 REVIEWS
10	GEP SMART		73% 27 REVIEWS
CATEGORY AVERAGE			77%

PRODUCTS WITH INSUFFICIENT DATA

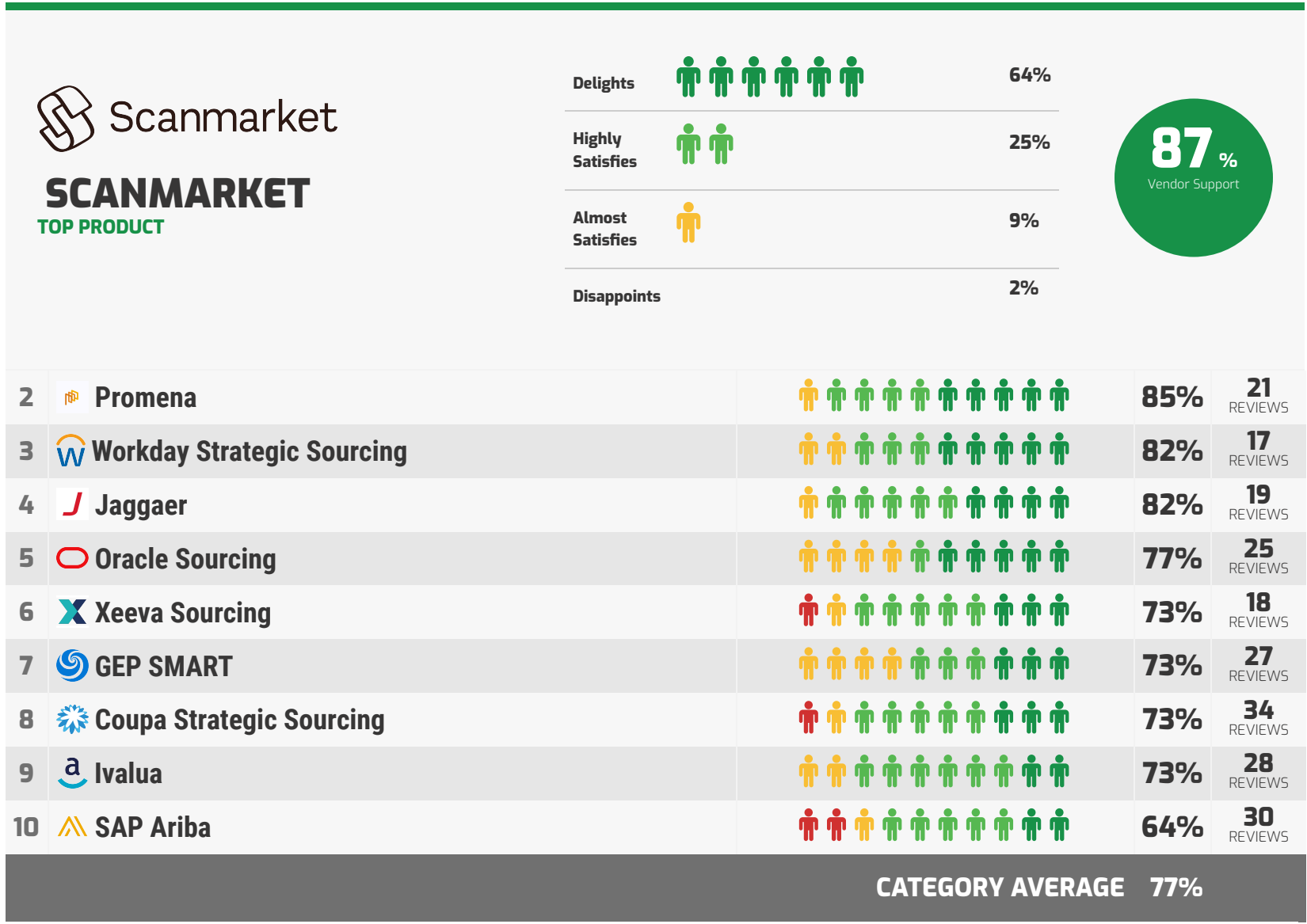
--	Vortal		77% 13 REVIEWS
--	Vendorful		72% 11 REVIEWS

Vendor Capability Satisfaction

This section provides detailed information on user satisfaction for each vendor capability regarding their product offering(s). Use these pages to dig deeper into areas of particular interest or concern.

Vendor Support

The importance of vendor support will vary for each organization depending on internal capabilities, but there will always be issues that only the vendor can resolve. Use the data in this section to see which vendors tend to under-serve their product and which will offer quality support.



PRODUCTS WITH INSUFFICIENT DATA

--	Vortal		84% 13 REVIEWS
--	Vendorful		93% 11 REVIEWS

Vendor Capability Satisfaction

This section provides detailed information on user satisfaction for each vendor capability regarding their product offering(s). Use these pages to dig deeper into areas of particular interest or concern.

Ease of Data Integration

The ability to integrate with other systems is increasingly important; without this, manual data loading and extraction can be time-consuming and prone to error. Use this section to see which vendors will cause headaches and which will make data integration easy.

Promena		Delights	38%	83% Ease of Data Integration
PROMENA		Highly Satisfies	57%	
TOP PRODUCT		Almost Satisfies	5%	
		Disappoints	--	

2	Ivalua		79%	28 REVIEWS
3	Scanmarket		79%	36 REVIEWS
4	Oracle Sourcing		78%	25 REVIEWS
5	GEP SMART		77%	27 REVIEWS
6	SAP Ariba		77%	30 REVIEWS
7	Coupa Strategic Sourcing		75%	34 REVIEWS
8	Xeeva Sourcing		75%	18 REVIEWS
9	Workday Strategic Sourcing		74%	17 REVIEWS
10	Jaggaer		74%	19 REVIEWS
CATEGORY AVERAGE			77%	

PRODUCTS WITH INSUFFICIENT DATA

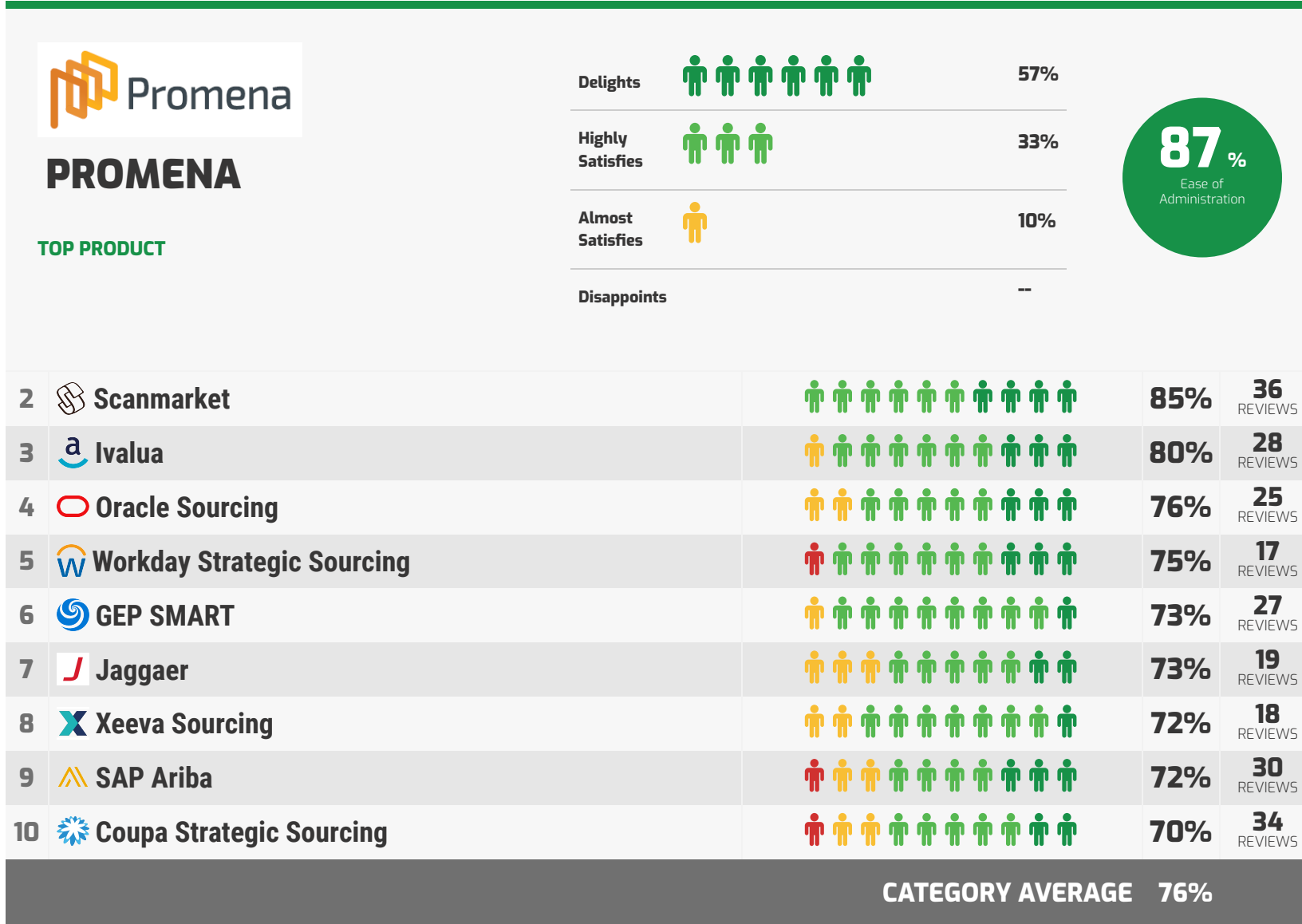
--	Vortal		75%	13 REVIEWS
--	Vendorful		81%	11 REVIEWS

Vendor Capability Satisfaction

This section provides detailed information on user satisfaction for each vendor capability regarding their product offering(s). Use these pages to dig deeper into areas of particular interest or concern.

Ease of Administration

Administrative interfaces don't get the same attention as those built for end users, but they shouldn't be clunky or unintuitive. Use the data in this section to determine which vendors make administration easy, so that your IT personnel can resolve issues and perform configurations efficiently and effectively.



PRODUCTS WITH INSUFFICIENT DATA

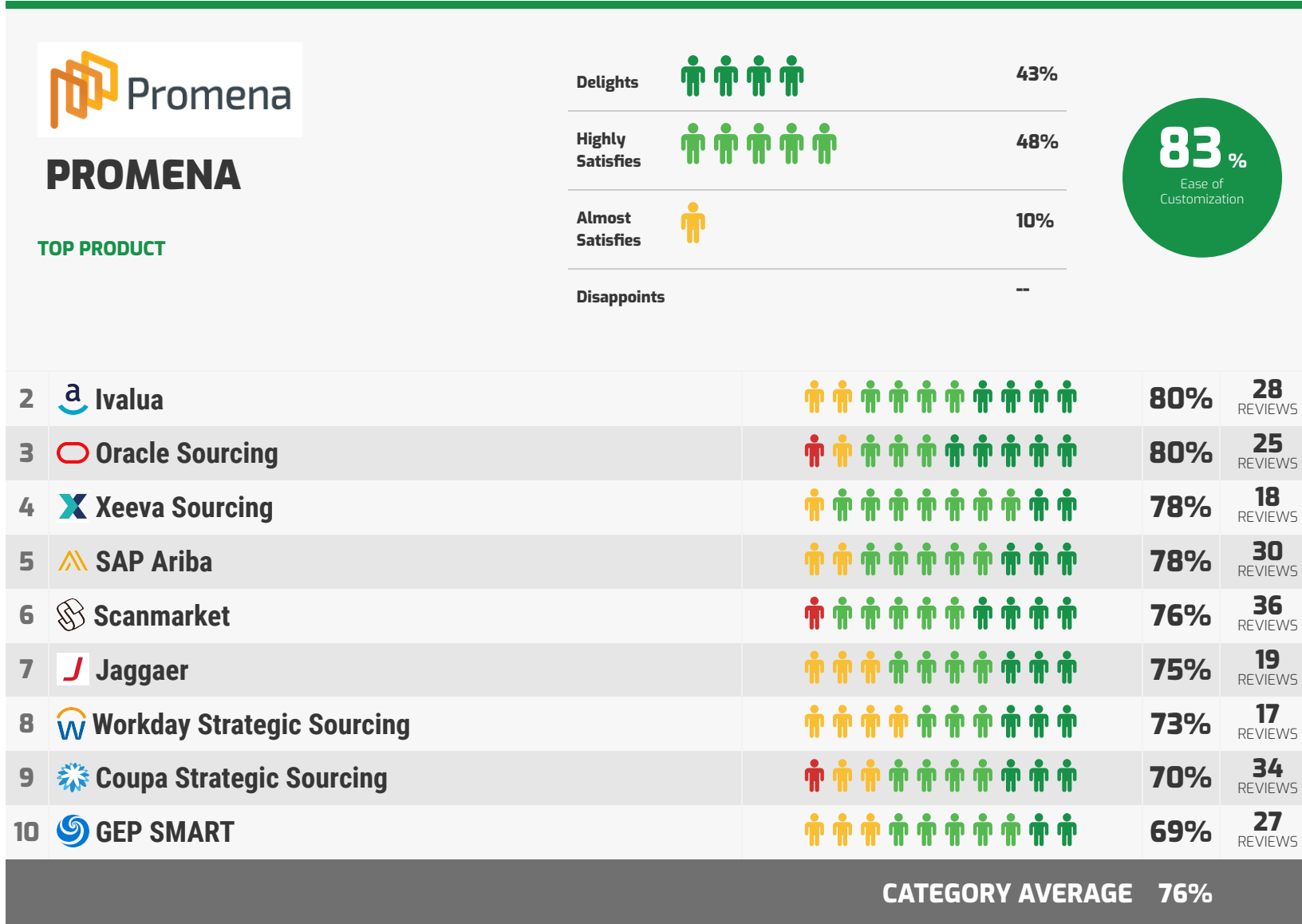
--	Vortal		77% 13 REVIEWS
--	Vendorful		85% 11 REVIEWS

Vendor Capability Satisfaction

This section provides detailed information on user satisfaction for each vendor capability regarding their product offering(s). Use these pages to dig deeper into areas of particular interest or concern.

Ease of Customization

Out-of-the-box functionality often isn't enough, especially for niche or industry-specific software, and the reason you're buying rather than building is to save time and money in the first place. Don't get bogged down in a difficult customization; use the data in this section to make sure you can easily achieve the functionality you need for your particular situation.



PRODUCTS WITH INSUFFICIENT DATA

--	Vortal		81%	13 REVIEWS
--	Vendorful		79%	11 REVIEWS

Vendor Capability Satisfaction

This section provides detailed information on user satisfaction for each vendor capability regarding their product offering(s). Use these pages to dig deeper into areas of particular interest or concern.

Availability and Quality of Training

Effective and readily available training enables users to get the most out of the software you've chosen. Use this section to make sure your vendor's training programs and materials measure up.

Rank	Vendor	Delights	Highly Satisfies	Almost Satisfies	Disappoints	Percentage	Reviews
	 SCANMARKET TOP PRODUCT	60%	31%	9%	--	88% Availability and Quality of Training	
2	Promena	84%	21	21			REVIEWS
3	Jaggaer	80%	19	19			REVIEWS
4	GEP SMART	79%	27	27			REVIEWS
5	Oracle Sourcing	78%	25	25			REVIEWS
6	SAP Ariba	77%	30	30			REVIEWS
7	Ivalua	76%	28	28			REVIEWS
8	Workday Strategic Sourcing	75%	17	17			REVIEWS
9	Coupa Strategic Sourcing	75%	34	34			REVIEWS
10	Xeva Sourcing	72%	18	18			REVIEWS
CATEGORY AVERAGE						79%	

PRODUCTS WITH INSUFFICIENT DATA

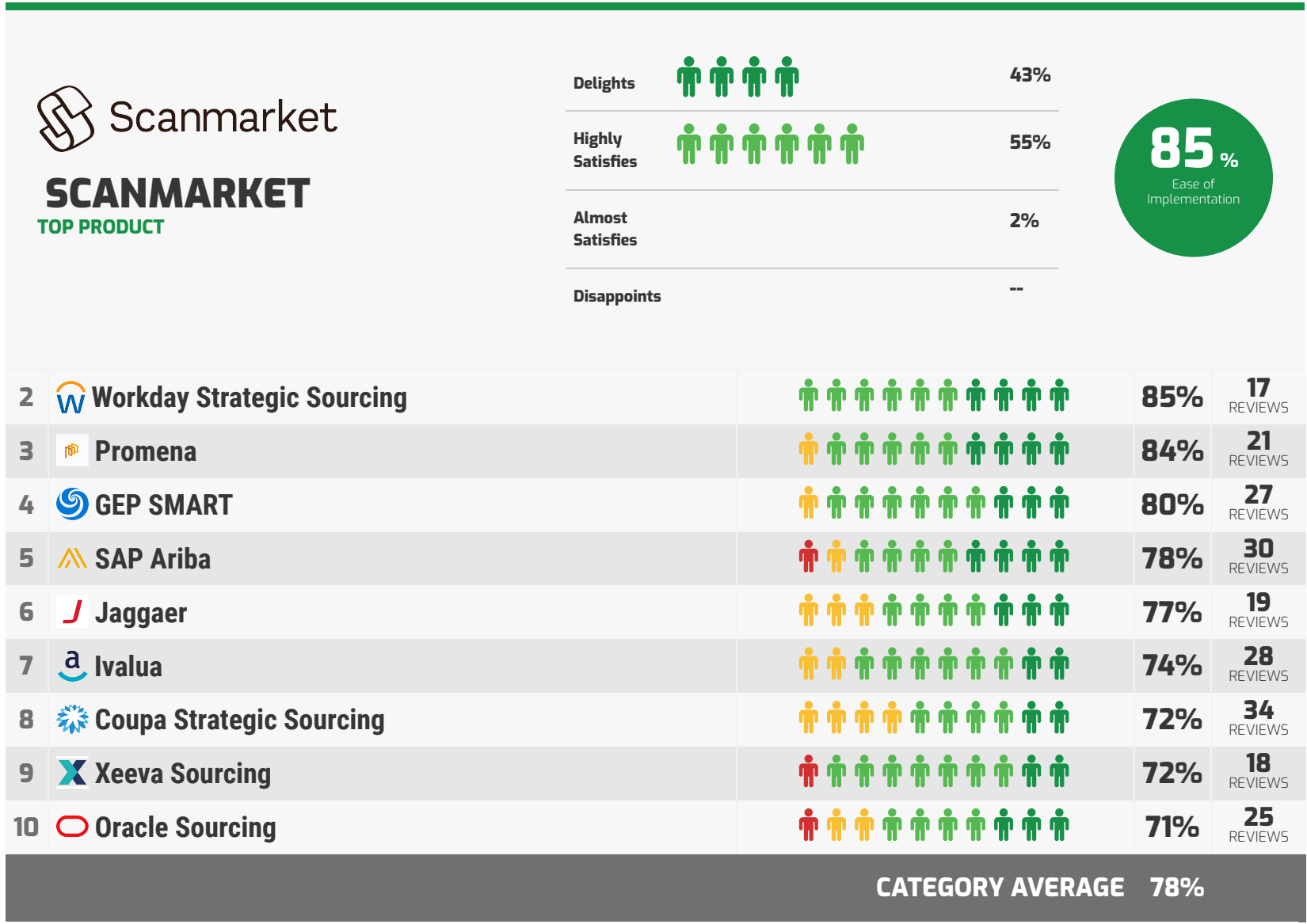
--	Vortal	83%	13	13			REVIEWS
--	Vendorful	81%	11	11			REVIEWS

Vendor Capability Satisfaction

This section provides detailed information on user satisfaction for each vendor capability regarding their product offering(s). Use these pages to dig deeper into areas of particular interest or concern.

Ease of Implementation

Choosing the right software is only the first step. Successfully implementing the new solution is necessary in order to realize its full value and promote end user adoption. Use the data in this section to determine which software is easy to implement, and which may jeopardize your goals by causing trouble in this stage.



PRODUCTS WITH INSUFFICIENT DATA

--			82% 13 REVIEWS
--			86% 11 REVIEWS

Product Feature Summary

MANDATORY FEATURES

This page summarizes user satisfaction with a variety of product features. While strong and consistent performance across the board is desirable, you may be willing to tolerate low scores on features that don't impact your primary use case or core objectives. Use this high-level data to help plan and structure your product evaluation.

PRODUCT	OVERALL FEATURE SATISFACTION	COMMUNICATIONS	ERFX	SPEND ANALYSIS	SUPPLIER MANAGEMENT	WORKFLOW MANAGEMENT
Promena	83%	84%	86%	86%	83%	78%
Scanmarket	81%	81%	88%	80%	78%	80%
Jaggaer	80%	71%	84%	80%	82%	84%
Ivalua	78%	76%	79%	80%	79%	78%
Workday Strategic Sourcing	77%	81%	77%	76%	77%	75%
GEP SMART	76%	72%	80%	76%	73%	78%
Oracle Sourcing	75%	71%	67%	74%	80%	83%
Xeeva Sourcing	74%	70%	68%	81%	73%	79%
Coupa Strategic Sourcing	72%	72%	68%	75%	70%	76%
SAP Ariba	71%	73%	70%	67%	75%	70%
CATEGORY AVERAGE	77%	75%	77%	78%	77%	78%

Product Feature Summary

MANDATORY FEATURES

This page summarizes user satisfaction with a variety of product features. While strong and consistent performance across the board is desirable, you may be willing to tolerate low scores on features that don't impact your primary use case or core objectives. Use this high-level data to help plan and structure your product evaluation.

PRODUCT	OVERALL FEATURE SATISFACTION	COMMUNICATIONS	ERFX	SPEND ANALYSIS	SUPPLIER MANAGEMENT	WORKFLOW MANAGEMENT
CATEGORY AVERAGE	77%	75%	77%	78%	77%	78%
PRODUCTS WITH INSUFFICIENT DATA						
Vortal	79%	83%	75%	76%	79%	81%
Vendorful	78%	74%	81%	77%	83%	73%

Product Feature Summary

STANDARD FEATURES

This page summarizes user satisfaction with a variety of product features. While strong and consistent performance across the board is desirable, you may be willing to tolerate low scores on features that don't impact your primary use case or core objectives. Use this high-level data to help plan and structure your product evaluation.

PRODUCT	OVERALL FEATURE SATISFACTION	AUCTION MANAGEMENT	CAPACITY MANAGEMENT	CATALOG MANAGEMENT	CONTRACT MANAGEMENT	PROCUREMENT MANAGEMENT
Promena	83%	84%	--	83%	--	84%
Scanmarket	81%	93%	--	--	81%	85%
Jaggaer	80%	80%	77%	82%	73%	80%
Ivalua	78%	77%	77%	77%	71%	79%
Workday Strategic Sourcing	77%	74%	69%	74%	68%	85%
GEP SMART	76%	81%	71%	76%	83%	77%
Oracle Sourcing	75%	83%	75%	85%	80%	85%
Xeeva Sourcing	74%	69%	71%	75%	69%	82%
Coupa Strategic Sourcing	72%	70%	69%	70%	77%	81%
SAP Ariba	71%	70%	79%	76%	84%	80%
CATEGORY AVERAGE	77%	78%	74%	78%	76%	82%

Product Feature Summary

STANDARD FEATURES

This page summarizes user satisfaction with a variety of product features. While strong and consistent performance across the board is desirable, you may be willing to tolerate low scores on features that don't impact your primary use case or core objectives. Use this high-level data to help plan and structure your product evaluation.

PRODUCT	OVERALL FEATURE SATISFACTION	AUCTION MANAGEMENT	CAPACITY MANAGEMENT	CATALOG MANAGEMENT	CONTRACT MANAGEMENT	PROCUREMENT MANAGEMENT	
CATEGORY AVERAGE	77%	78%	74%	78%	76%	82%	
PRODUCTS WITH INSUFFICIENT DATA							
Vortal	79%	84%	--	81%	80%	80%	
Vendorful	78%	91%	75%	--	77%	83%	

Product Feature Satisfaction

This section provides detailed information on user satisfaction for each product feature. Use these pages to dig deeper into areas of particular interest or concern.

Product Features

This table lists and describes all the features that are evaluated in the Strategic Sourcing software category. For your convenience, these descriptions are repeated under the feature subheadings in the subsequent pages.

Mandatory Features

Communications

Includes communication portals, secure messaging, and automated alerts.

ERFx

Includes data import and export, workflow capability, templates, access control, and collaboration.

Standard Features

Auction Management

Includes bid management, bidder management and buyer notifications.

Capacity Management

Monitor system utilization and provide alerts when pre-defined thresholds are reached.

Differentiating Features

Community Support

Highly personal support service to both buyer and supplier communities, ensuring proposal uptake and supplier help.

Consulting & Advisory

Consult and advise on procurement support, managed services, group purchasing organization (GPO) and strategic sourcing initiatives such as measurable savings.

Spend Analysis

Includes data visibility and quality, supplier ranking, and compliance and reporting.

Supplier Management

Ability to generate, sort and categorize vendor profiles and/or including supplier collaboration, quarterly Business Review Meetings, Scorecards, KPI and SLA's.

Workflow Management

Includes ability to support flexible and comprehensive workflow-based capabilities.

Catalog Management

Includes customizable shipping and payment options, product pricing, advanced catalog search, and navigation.

Contract Management

Includes contract creation, approval process, compliance management, and contract database.

Procurement Management

Includes purchasing and procurement management, as well as supplier management and optimization.

eAuction Functionality

The ability to provide forward, reverse, Japanese, Dutch, and English step auctions.

Market Assessment

Includes market size, trends, growth rate, and portability.

Product Feature Satisfaction

This section provides detailed information on user satisfaction for each product feature. Use these pages to dig deeper into areas of particular interest or concern.

Communications

Mandatory Feature

Includes communication portals, secure messaging, and automated alerts.

<p>PROMENA</p> <p>TOP PRODUCT</p>		<table border="1"> <tr> <td>Delights</td> <td></td> <td>50%</td> </tr> <tr> <td>Highly Satisfies</td> <td></td> <td>45%</td> </tr> <tr> <td>Almost Satisfies</td> <td></td> <td>--</td> </tr> <tr> <td>Disappoints</td> <td></td> <td>5%</td> </tr> </table>	Delights		50%	Highly Satisfies		45%	Almost Satisfies		--	Disappoints		5%	<div style="background-color: #28a745; color: white; border-radius: 50%; width: 60px; height: 60px; display: flex; align-items: center; justify-content: center; margin: 0 auto;"> 84% <small>Communications</small> </div>
Delights		50%													
Highly Satisfies		45%													
Almost Satisfies		--													
Disappoints		5%													
2	Scanmarket		81% 36 REVIEWS												
3	Workday Strategic Sourcing		81% 17 REVIEWS												
4	Ivalua		76% 28 REVIEWS												
5	SAP Ariba		73% 30 REVIEWS												
6	GEP SMART		72% 27 REVIEWS												
7	Coupa Strategic Sourcing		72% 34 REVIEWS												
8	Oracle Sourcing		71% 25 REVIEWS												
9	Jaggaer		71% 19 REVIEWS												
10	Xeva Sourcing		70% 18 REVIEWS												
CATEGORY AVERAGE			75%												

PRODUCTS WITH INSUFFICIENT DATA

--	Vortal		83% 13 REVIEWS
--	Vendorful		74% 11 REVIEWS

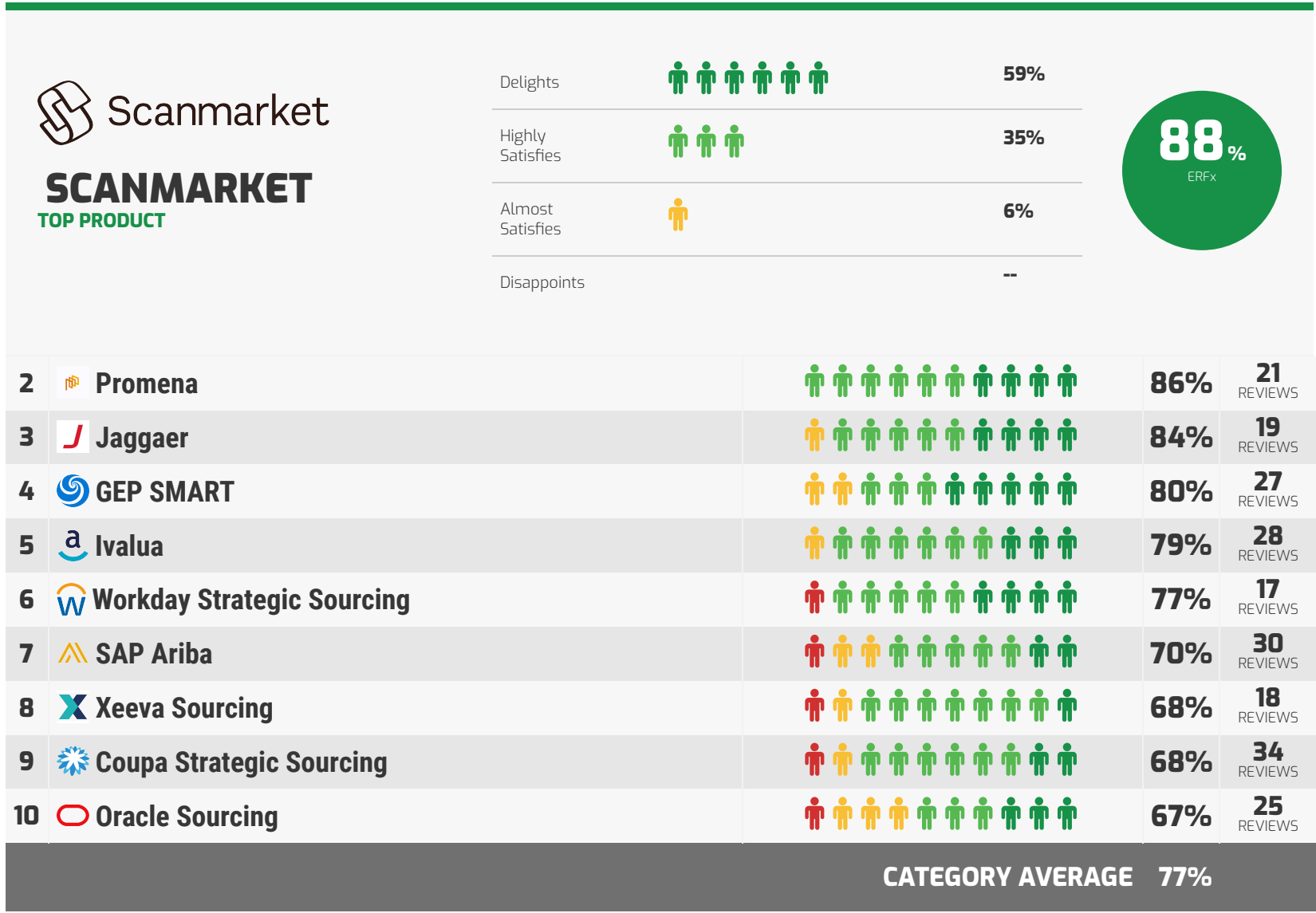
Product Feature Satisfaction

This section provides detailed information on user satisfaction for each product feature. Use these pages to dig deeper into areas of particular interest or concern.

ERFx

Mandatory Feature

Includes data import and export, workflow capability, templates, access control, and collaboration.



PRODUCTS WITH INSUFFICIENT DATA

--	Vortal	75%	13
--	Vendorful	81%	11

Product Feature Satisfaction

This section provides detailed information on user satisfaction for each product feature. Use these pages to dig deeper into areas of particular interest or concern.

Spend Analysis

Mandatory Feature

Includes data visibility and quality, supplier ranking, and compliance and reporting.

<p>PROMENA</p> <p>TOP PRODUCT</p>		<table border="1"> <tr> <td>Delights</td> <td></td> <td>50%</td> </tr> <tr> <td>Highly Satisfies</td> <td></td> <td>45%</td> </tr> <tr> <td>Almost Satisfies</td> <td></td> <td>6%</td> </tr> <tr> <td>Disappoints</td> <td></td> <td>--</td> </tr> </table>	Delights		50%	Highly Satisfies		45%	Almost Satisfies		6%	Disappoints		--	<div style="background-color: #28a745; color: white; border-radius: 50%; width: 60px; height: 60px; display: flex; align-items: center; justify-content: center; margin: 0 auto;"> 86% <small>Spend Analysis</small> </div>
Delights		50%													
Highly Satisfies		45%													
Almost Satisfies		6%													
Disappoints		--													
2	Xeeva Sourcing		81% 18 REVIEWS												
3	Ivalua		80% 28 REVIEWS												
4	Jaggaer		80% 19 REVIEWS												
5	Scanmarket		80% 36 REVIEWS												
6	Workday Strategic Sourcing		76% 17 REVIEWS												
7	GEP SMART		76% 27 REVIEWS												
8	Coupa Strategic Sourcing		75% 34 REVIEWS												
9	Oracle Sourcing		74% 25 REVIEWS												
10	SAP Ariba		67% 30 REVIEWS												
CATEGORY AVERAGE			78%												

PRODUCTS WITH INSUFFICIENT DATA

--	Vortal		76% 13 REVIEWS
--	Vendorful		77% 11 REVIEWS

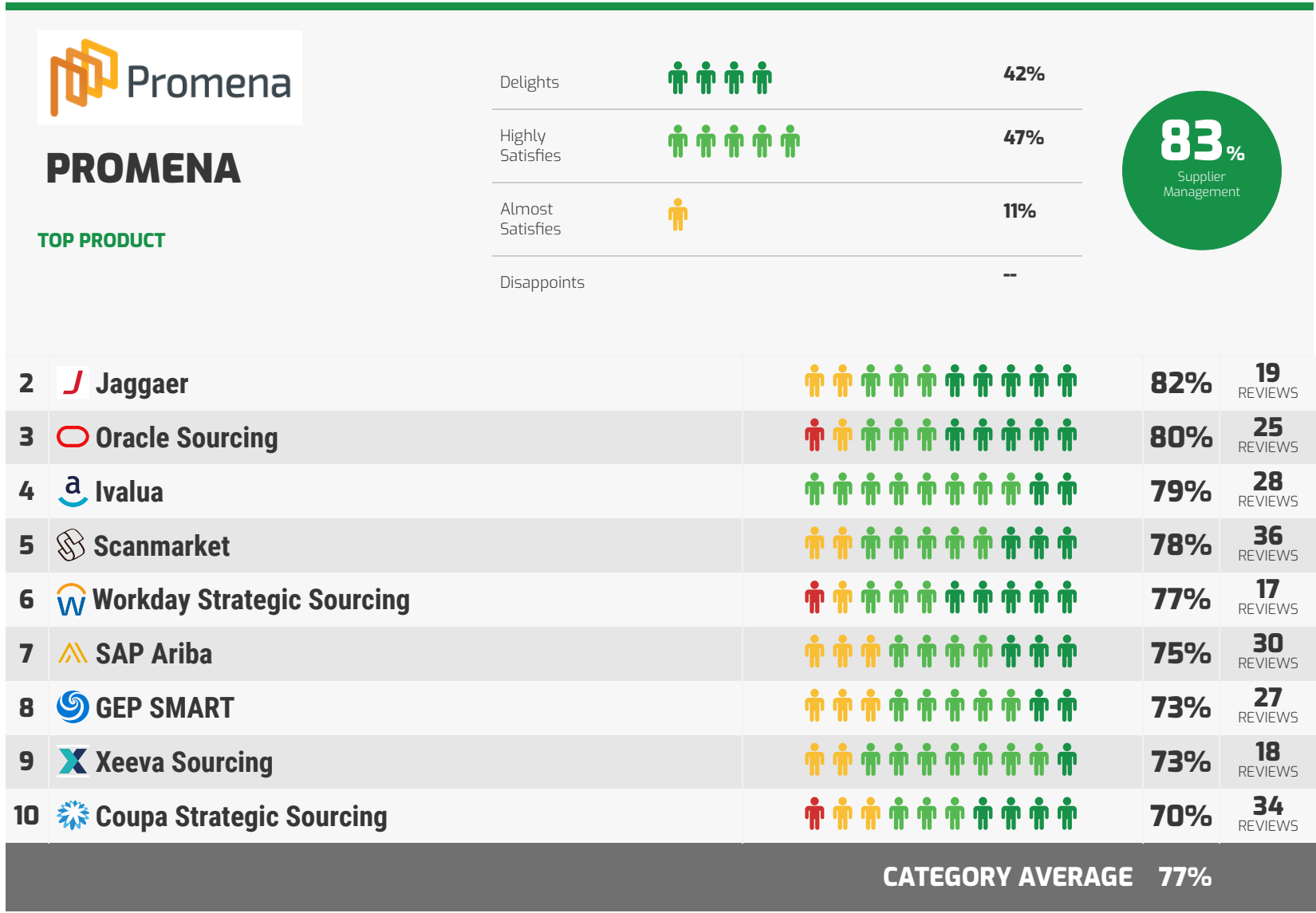
Product Feature Satisfaction

This section provides detailed information on user satisfaction for each product feature. Use these pages to dig deeper into areas of particular interest or concern.

Supplier Management

Mandatory Feature

Ability to generate, sort and categorize vendor profiles and/or including supplier collaboration, quarterly Business Review Meetings, Scorecards, KPI and SLA's.



PRODUCTS WITH INSUFFICIENT DATA

--	Vortal		79%	13 REVIEWS
--	Vendorful		83%	11 REVIEWS

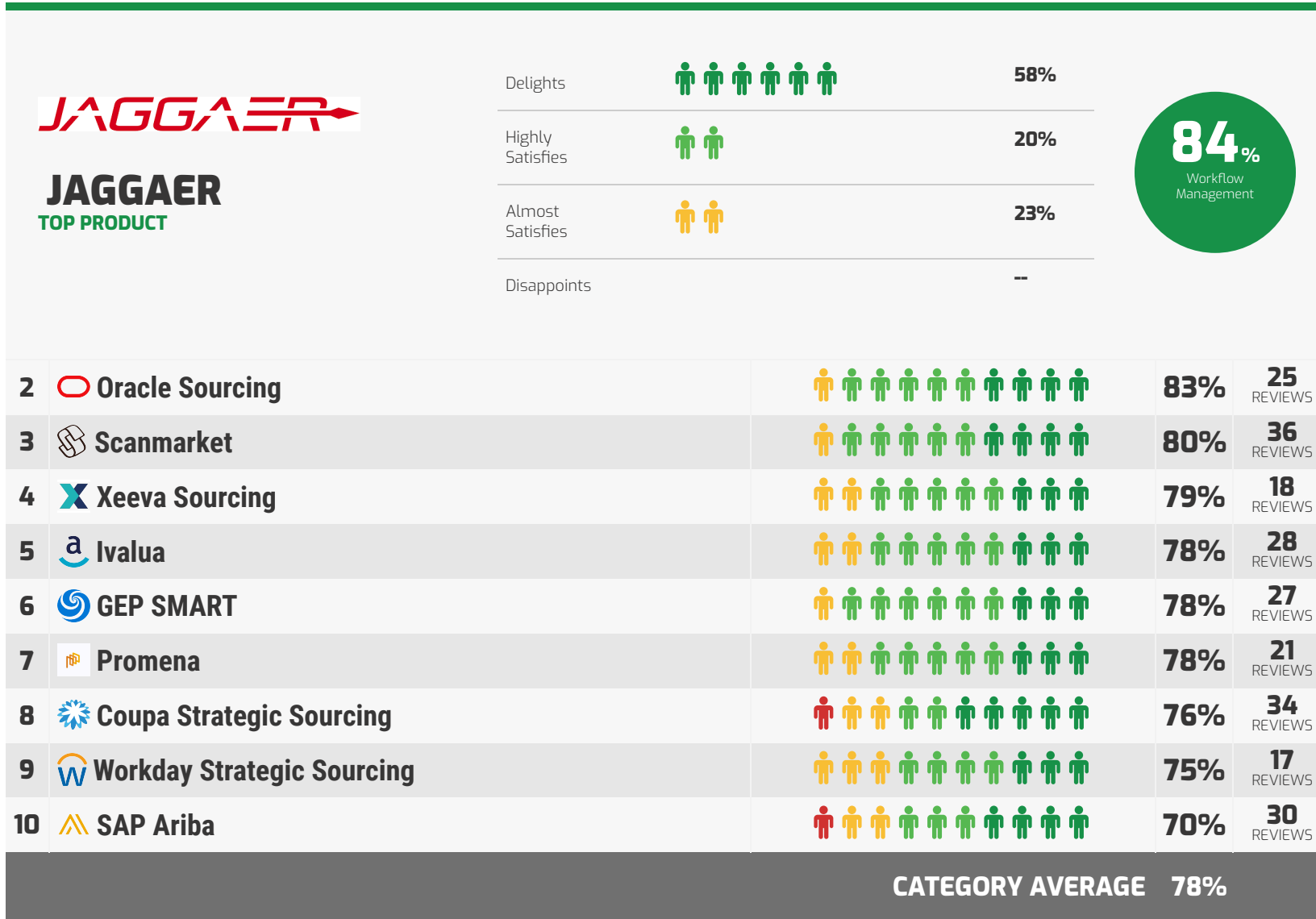
Product Feature Satisfaction

This section provides detailed information on user satisfaction for each product feature. Use these pages to dig deeper into areas of particular interest or concern.

Workflow Management

Mandatory Feature

Includes ability to support flexible and comprehensive workflow-based capabilities.



PRODUCTS WITH INSUFFICIENT DATA

--	Vortal	81%	13
--	Vendorful	73%	11

Product Feature Satisfaction

This section provides detailed information on user satisfaction for each product feature. Use these pages to dig deeper into areas of particular interest or concern.

Auction Management

Standard Feature

Includes bid management, bidder management and buyer notifications.

<p>SCANMARKET TOP PRODUCT</p>		<table border="1"> <tr> <td>Delights</td> <td></td> <td>70%</td> </tr> <tr> <td>Highly Satisfies</td> <td></td> <td>30%</td> </tr> <tr> <td>Almost Satisfies</td> <td>--</td> <td>--</td> </tr> <tr> <td>Disappoints</td> <td>--</td> <td>--</td> </tr> </table>	Delights		70%	Highly Satisfies		30%	Almost Satisfies	--	--	Disappoints	--	--	<div style="border: 2px solid green; border-radius: 50%; width: 60px; height: 60px; display: flex; align-items: center; justify-content: center; margin: 0 auto;"> <div style="text-align: center;"> <p>93% Auction Management</p> </div> </div>
Delights		70%													
Highly Satisfies		30%													
Almost Satisfies	--	--													
Disappoints	--	--													
2	Promena		84% 21 REVIEWS												
3	Oracle Sourcing		83% 25 REVIEWS												
4	GEP SMART		81% 27 REVIEWS												
5	Jaggaer		80% 19 REVIEWS												
6	Ivalua		77% 28 REVIEWS												
7	Workday Strategic Sourcing		74% 17 REVIEWS												
8	SAP Ariba		70% 30 REVIEWS												
9	Coupa Strategic Sourcing		70% 34 REVIEWS												
10	Xeva Sourcing		69% 18 REVIEWS												
CATEGORY AVERAGE			78%												

PRODUCTS WITH INSUFFICIENT DATA

--	Vortal		84% 13 REVIEWS
--	Vendorful		91% 11 REVIEWS

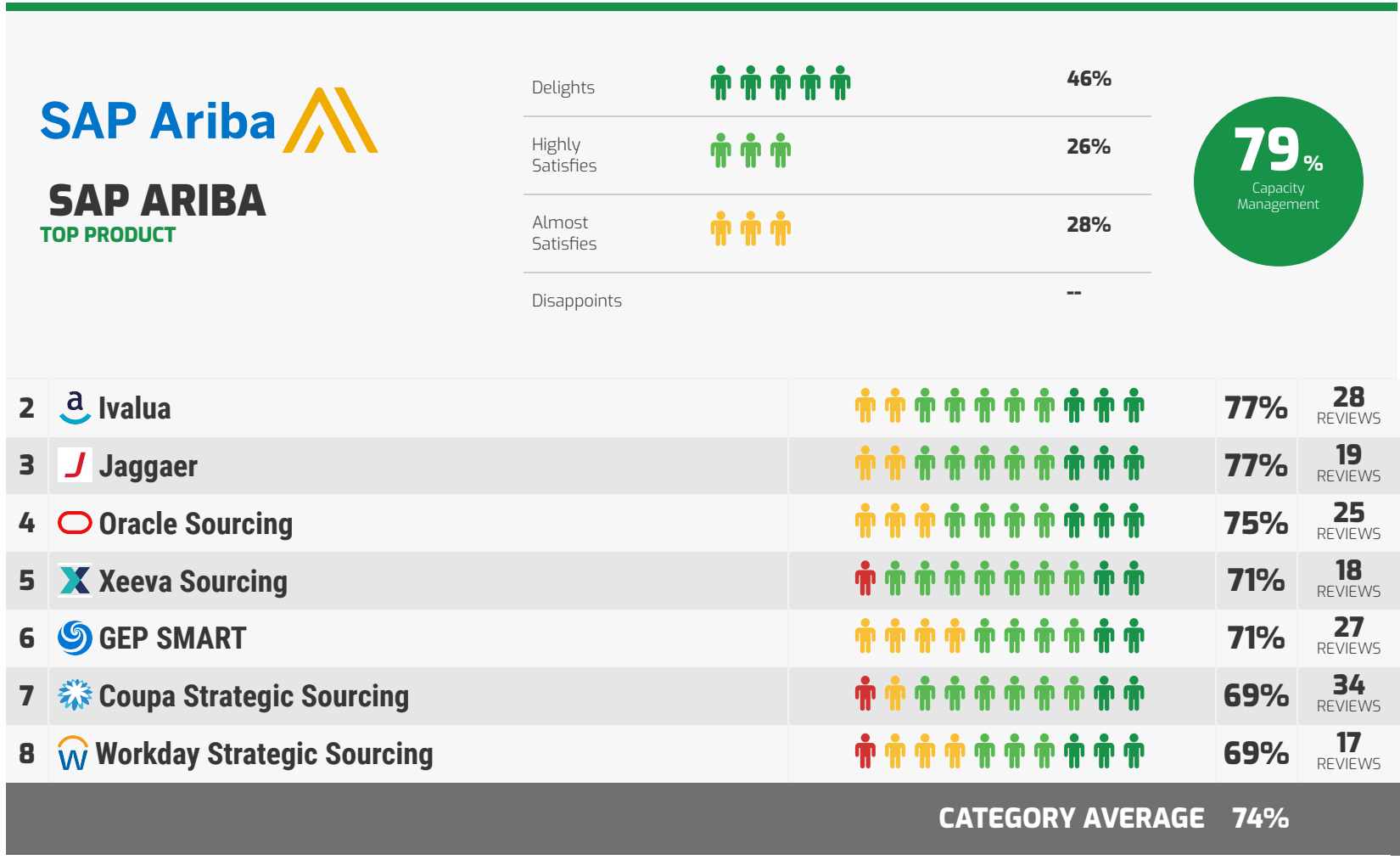
Product Feature Satisfaction

This section provides detailed information on user satisfaction for each product feature. Use these pages to dig deeper into areas of particular interest or concern.

Capacity Management

Standard Feature

Monitor system utilization and provide alerts when pre-defined thresholds are reached.



PRODUCTS WITH INSUFFICIENT DATA

--	Vendorful	75%	11
----	-----------	-----	----

Product Feature Satisfaction

This section provides detailed information on user satisfaction for each product feature. Use these pages to dig deeper into areas of particular interest or concern.

Catalog Management

Standard Feature

Includes customizable shipping and payment options, product pricing, advanced catalog search, and navigation.

ORACLE Sourcing		Delights		42%		85% Catalog Management
ORACLE SOURCING TOP PRODUCT		Highly Satisfies		54%		
		Almost Satisfies		4%		
		Disappoints		--		
2	Promena	100% Satisfied (10 icons)		83%	21 REVIEWS	
3	Jaggaer	95% Satisfied (9.5 icons)		82%	19 REVIEWS	
4	Ivalua	90% Satisfied (9 icons)		77%	28 REVIEWS	
5	GEP SMART	85% Satisfied (8.5 icons)		76%	27 REVIEWS	
6	SAP Ariba	80% Satisfied (8 icons)		76%	30 REVIEWS	
7	Xeva Sourcing	75% Satisfied (7.5 icons)		75%	18 REVIEWS	
8	Workday Strategic Sourcing	70% Satisfied (7 icons)		74%	17 REVIEWS	
9	Coupa Strategic Sourcing	65% Satisfied (6.5 icons)		70%	34 REVIEWS	
CATEGORY AVERAGE				78%		
PRODUCTS WITH INSUFFICIENT DATA						
--	Vortal	80% Satisfied (8 icons)		81%	13 REVIEWS	

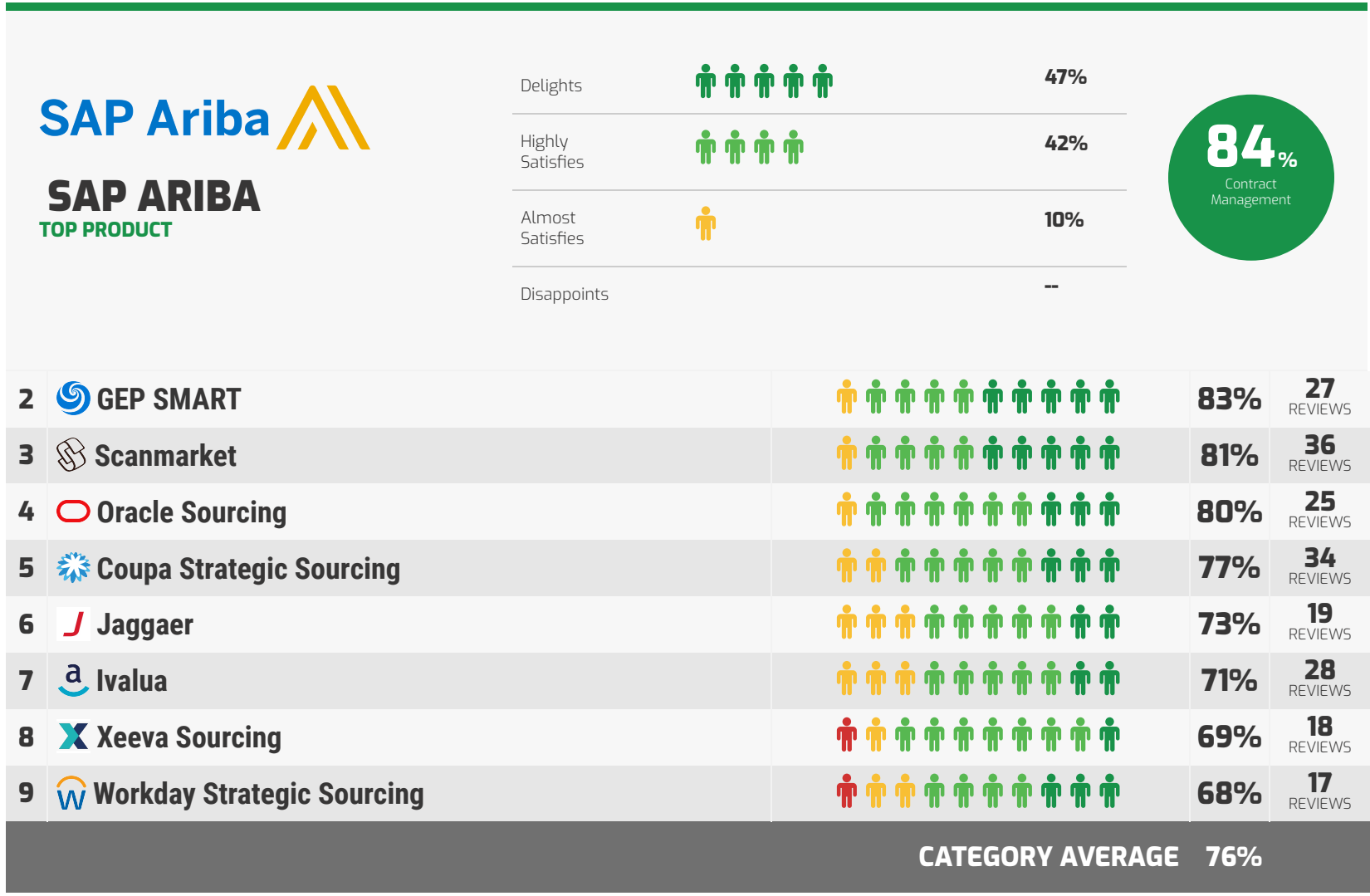
Product Feature Satisfaction

This section provides detailed information on user satisfaction for each product feature. Use these pages to dig deeper into areas of particular interest or concern.

Contract Management

Standard Feature

Includes contract creation, approval process, compliance management, and contract database.



PRODUCTS WITH INSUFFICIENT DATA

--	Vortal	80%	13
--	Vendorful	77%	11

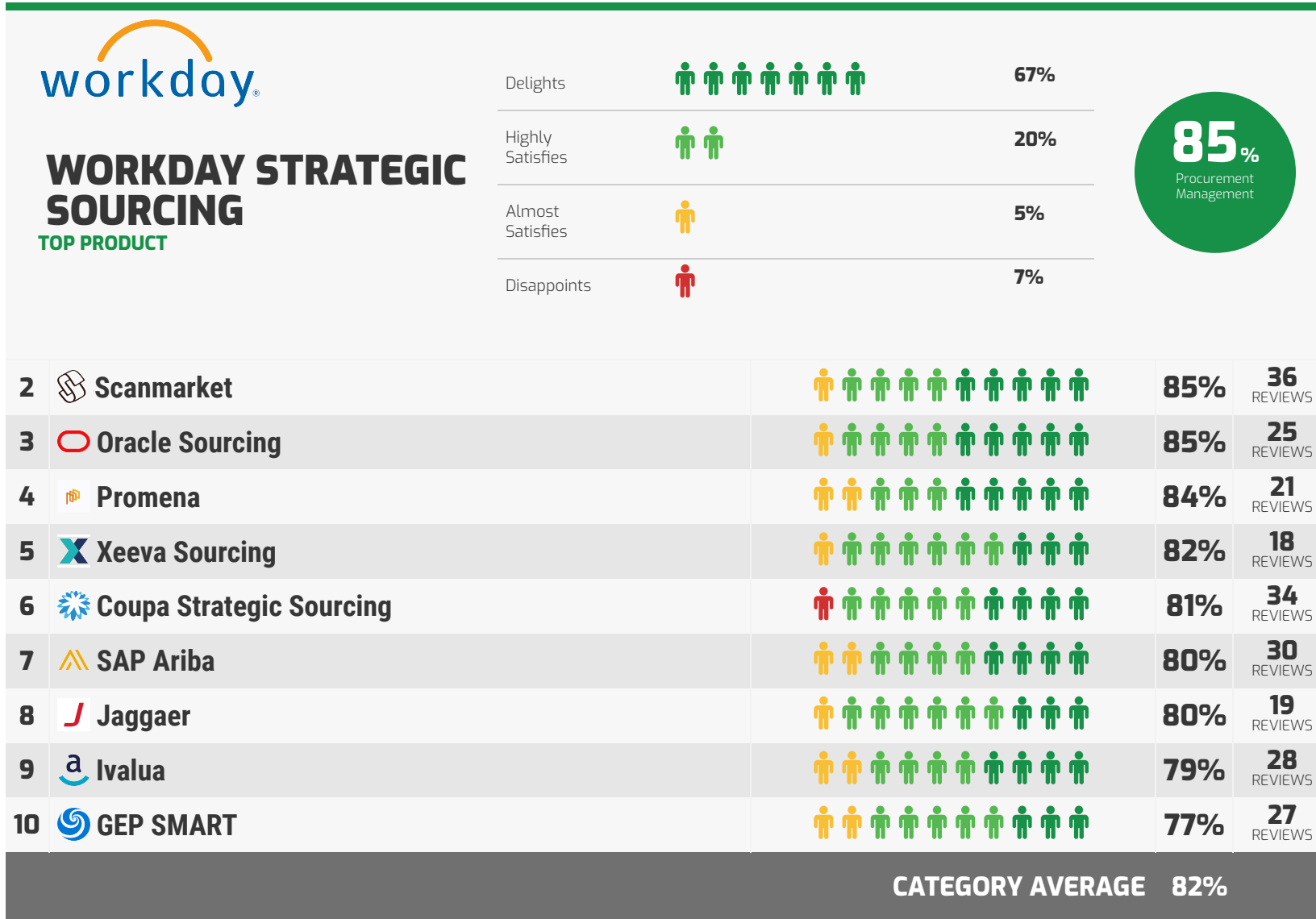
Product Feature Satisfaction

This section provides detailed information on user satisfaction for each product feature. Use these pages to dig deeper into areas of particular interest or concern.

Procurement Management

Standard Feature

Includes purchasing and procurement management, as well as supplier management and optimization.



PRODUCTS WITH INSUFFICIENT DATA

--	Vortal	80%	13
--	Vendorful	83%	11

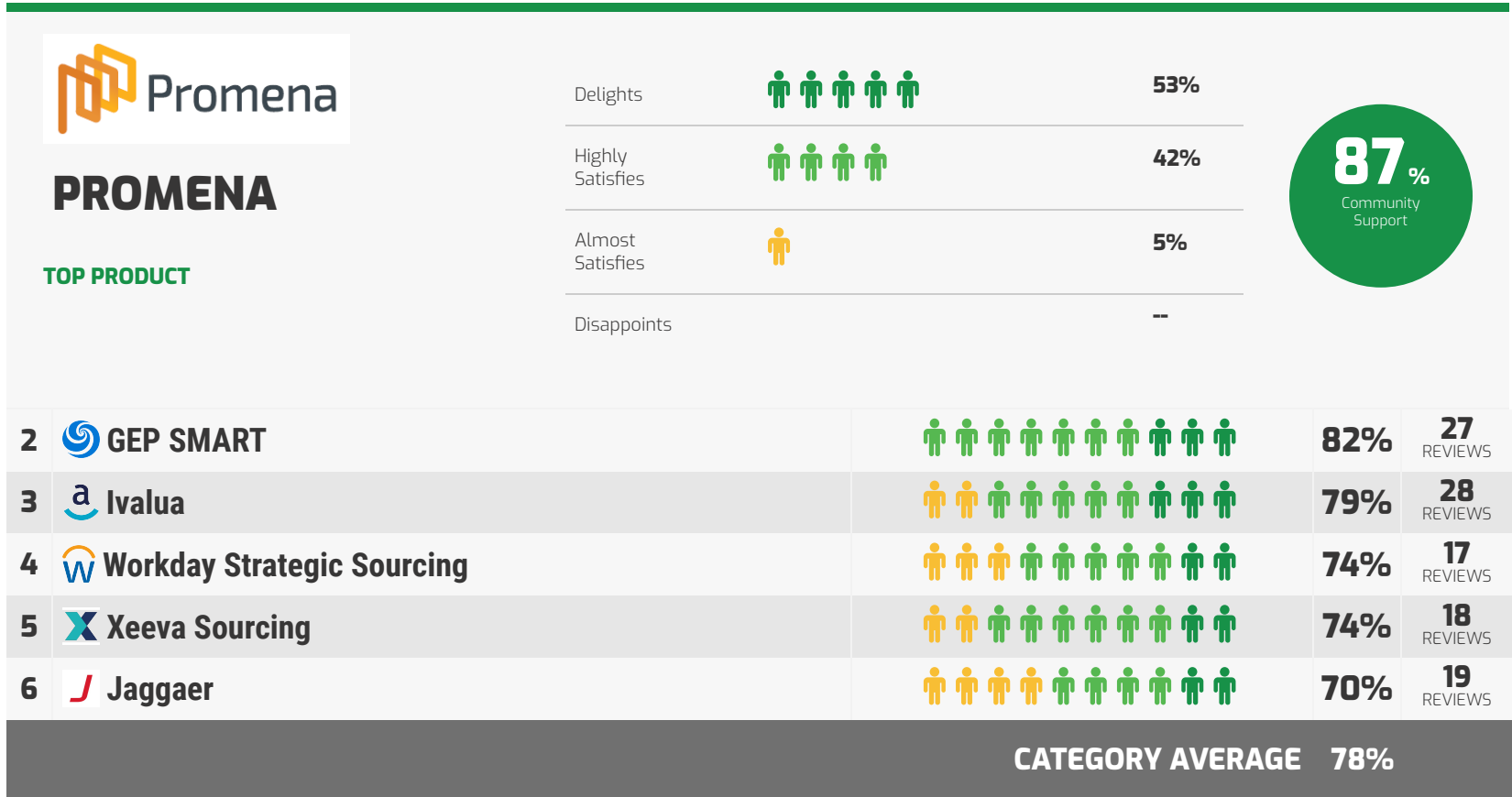
Product Feature Satisfaction

This section provides detailed information on user satisfaction for each product feature. Use these pages to dig deeper into areas of particular interest or concern.

Community Support

Differentiating Feature

Highly personal support service to both buyer and supplier communities, ensuring proposal uptake and supplier help.



PRODUCTS WITH INSUFFICIENT DATA

--	Vortal		85% 13 REVIEWS
--	Vendorful		75% 11 REVIEWS

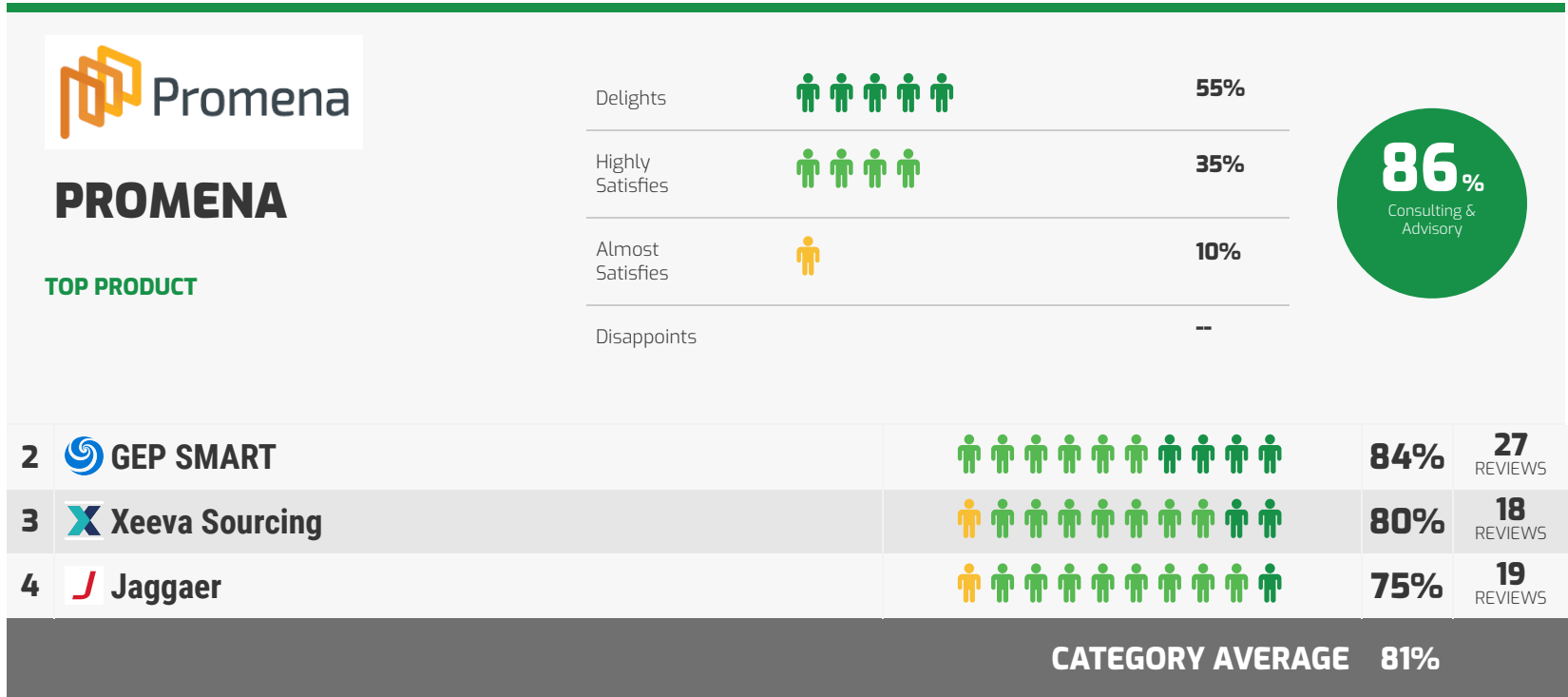
Product Feature Satisfaction

This section provides detailed information on user satisfaction for each product feature. Use these pages to dig deeper into areas of particular interest or concern.

Consulting & Advisory

Differentiating Feature

Consult and advise on procurement support, managed services, group purchasing organization (GPO) and strategic sourcing initiatives such as measurable savings.



PRODUCTS WITH INSUFFICIENT DATA

--			75%	11 REVIEWS
----	--	--	-----	------------

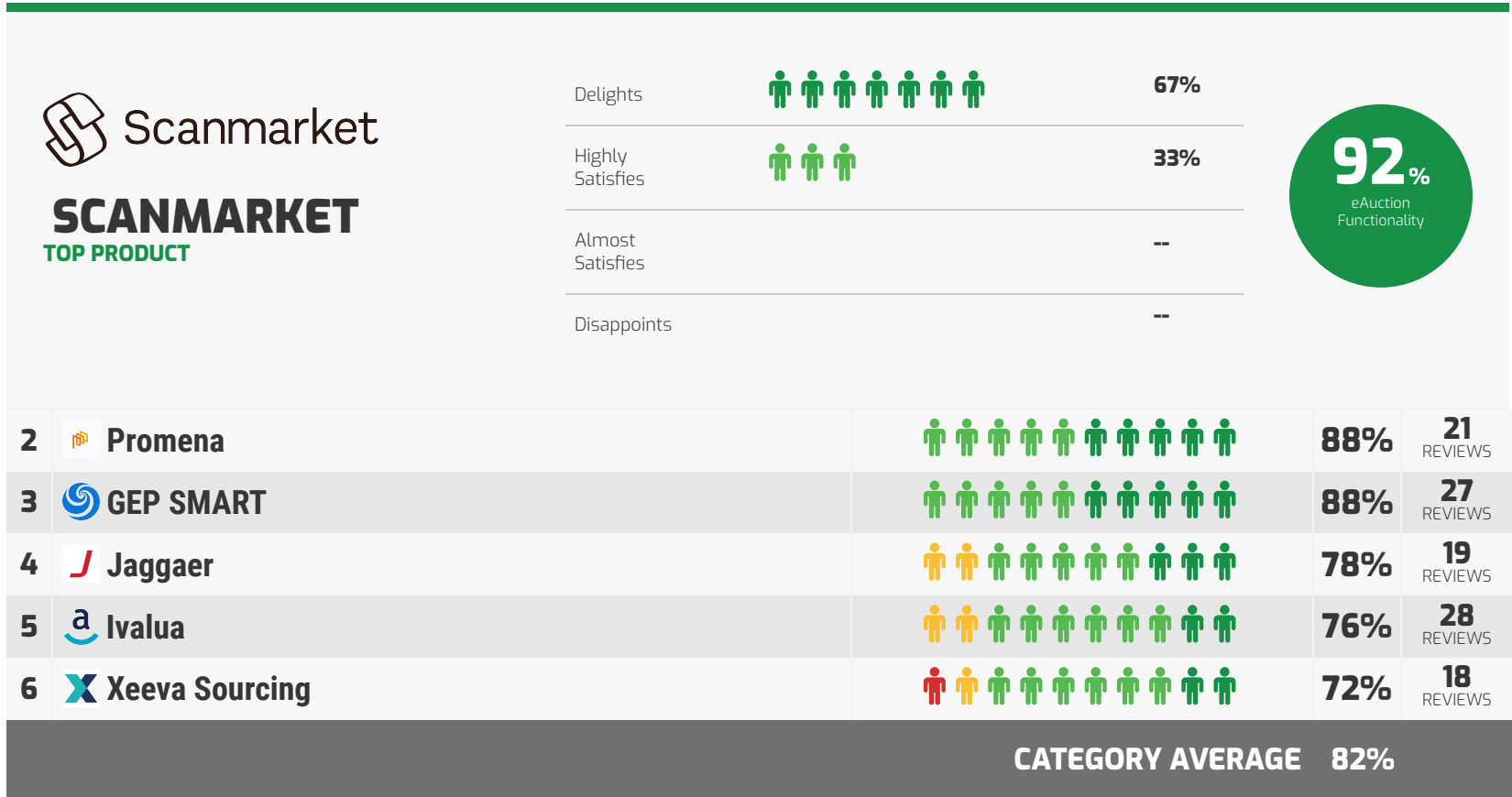
Product Feature Satisfaction

This section provides detailed information on user satisfaction for each product feature. Use these pages to dig deeper into areas of particular interest or concern.

eAuction Functionality

Differentiating Feature

The ability to provide forward, reverse, Japanese, Dutch, and English step auctions.



PRODUCTS WITH INSUFFICIENT DATA

--	Vendorful		88%	11 REVIEWS
----	-----------	--	-----	------------

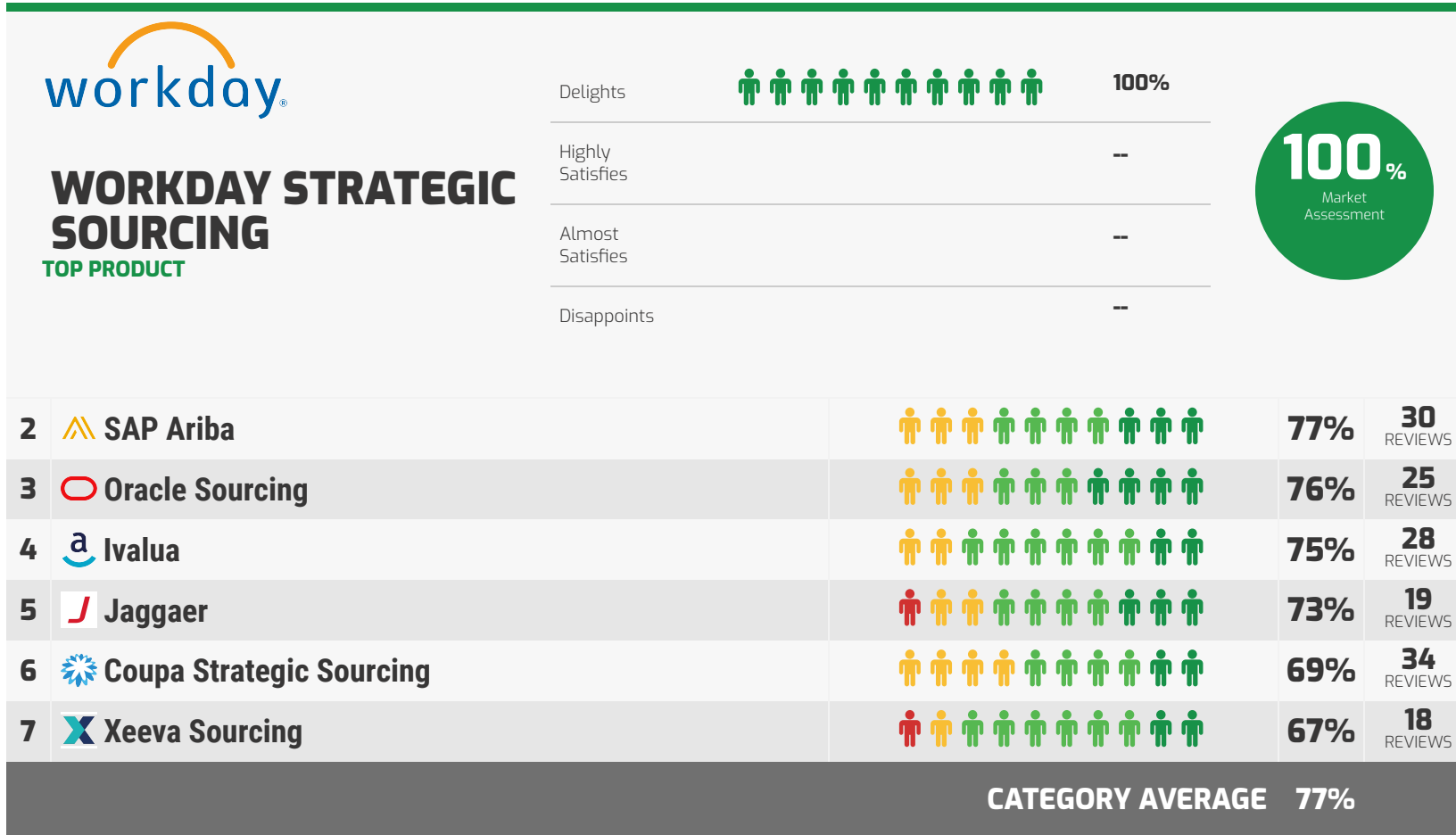
Product Feature Satisfaction

This section provides detailed information on user satisfaction for each product feature. Use these pages to dig deeper into areas of particular interest or concern.

Market Assessment

Differentiating Feature

Includes market size, trends, growth rate, and portability.



PRODUCTS WITH INSUFFICIENT DATA

--	Vortal	81%	13
----	--------	-----	----